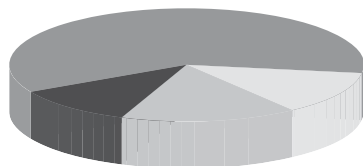


# Boys Republic 2017 Financial Highlights

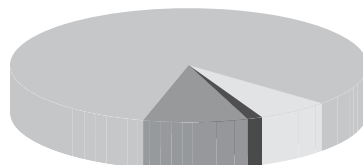
Revenue	2017	2016
Board and Care	\$10,524,303	\$11,412,829
Della Robbia Sales	1,722,199	1,741,750
Agriculture	84,766	88,477
<b>Total Revenue</b>	<b>\$12,331,268</b>	<b>\$13,243,056</b>
<b>Expense of Operations</b>		
Program Services	\$18,868,090	\$17,861,619
Management & General	1,844,401	1,703,395
Fund Raising	289,383	337,036
<b>Total Operating Expense</b>	<b>\$21,001,874</b>	<b>\$19,902,050</b>
<b>Gain (Loss) from Operations</b>	<b>(\$8,670,606)*</b>	<b>(\$6,658,994)*</b>

*\*Operating deficit offset by income from Boys Republic Endowment Fund*



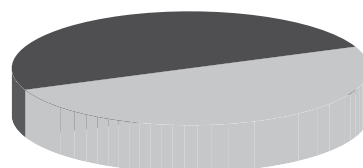
## 2017 Total Revenues

■ Service Fees	60.5%
■ Contributions	12.5
■ Investment Income	16.0
■ Wreath and Miscellaneous	11.0



## 2017 Operational Expenditures

■ Direct Child Care	82.5%
■ Administration	6.8
■ Development	1.3
■ Physical Plant	9.4



## 2017 Service Fees

■ Boys Republic Subsidy	50.1%
■ Service Fees	49.9