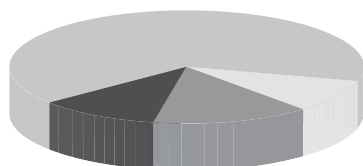


Boys Republic 2016 Financial Highlights

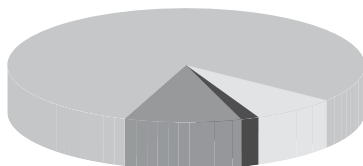
Revenue	2016	2015
Board and Care	\$11,412,829	\$12,571,658
Della Robbia Sales	1,741,750	1,781,554
Agriculture	88,477	71,167
Total Revenue	\$13,243,056	\$14,424,379
Expense of Operations		
Program Services	\$17,861,619	\$19,288,891
Management & General	1,703,395	1,348,700
Fund Raising	337,036	314,171
Total Operating Expense	\$19,902,050	\$20,951,762
Gain (Loss) from Operations	(\$6,658,994)*	(\$6,527,383)*

**Operating deficit offset by income from Boys Republic Endowment Fund*



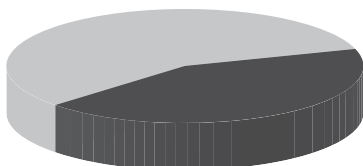
2016 Total Revenues

Service Fees	65.0%
Contributions	9.4
Investment Income	14.6
Wreath and Miscellaneous	10.9



2016 Operational Expenditures

Direct Child Care	80.0%
Administration	8.0
Development	1.6
Physical Plant	10.4



2016 Service Fees

Service Fees	57.3%
Boys Republic Subsidy	42.7